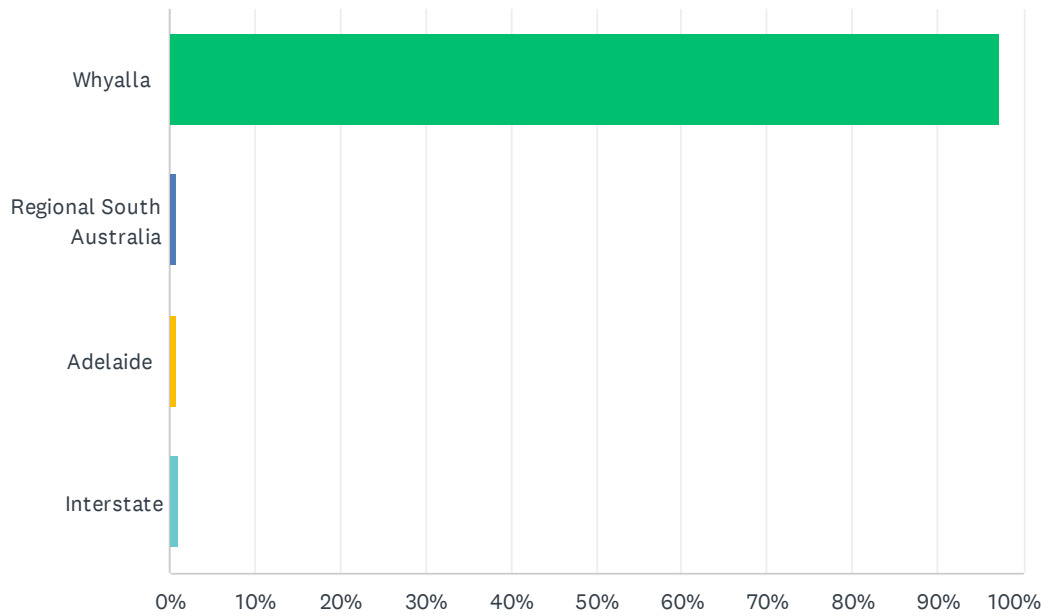


## Q1 Where do you live?

Answered: 459 Skipped: 0

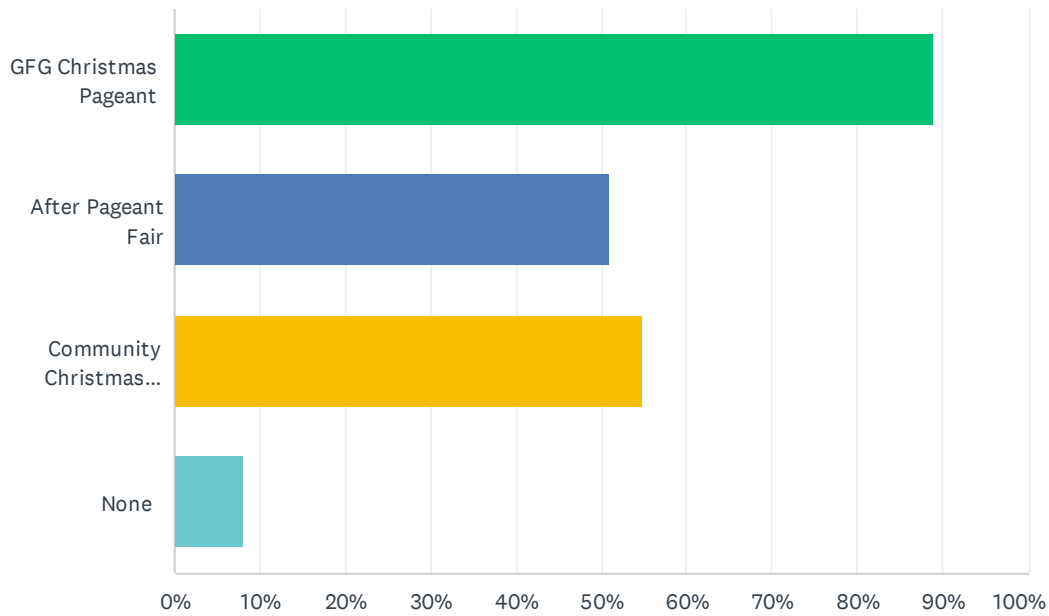
**Annexure "A"**



ANSWER CHOICES	RESPONSES	
Whyalla	97.17%	446
Regional South Australia	0.87%	4
Adelaide	0.87%	4
Interstate	1.09%	5
TOTAL		459

## Q2 Which events did you attend this year?

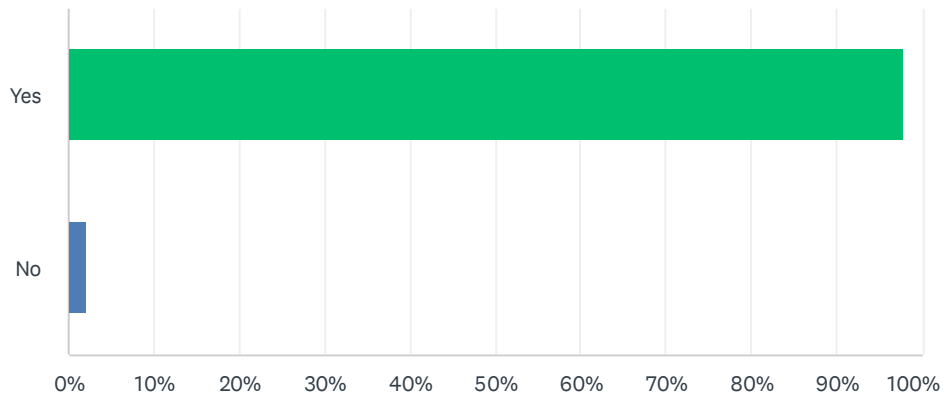
Answered: 459 Skipped: 0



ANSWER CHOICES	RESPONSES	
GFG Christmas Pageant	88.89%	408
After Pageant Fair	50.98%	234
Community Christmas Carols	54.90%	252
None	8.06%	37
Total Respondents: 459		

### Q3 Have you attended the Whyalla Pageant in the past?

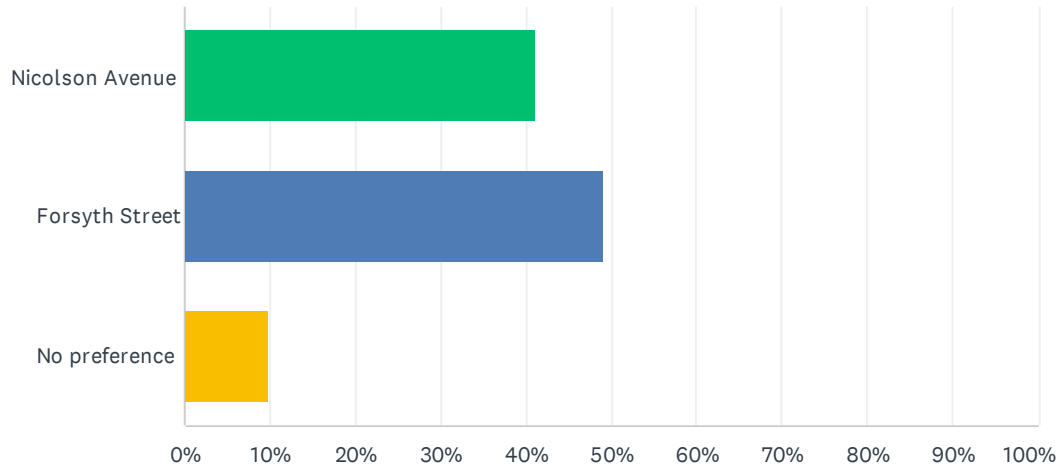
Answered: 459 Skipped: 0



ANSWER CHOICES	RESPONSES	
Yes	97.82%	449
No	2.18%	10
TOTAL		459

### Q4 If you've attended this year's Pageant (Nicolson Avenue) and a previous Pageant (Forsyth St), which option did you prefer?

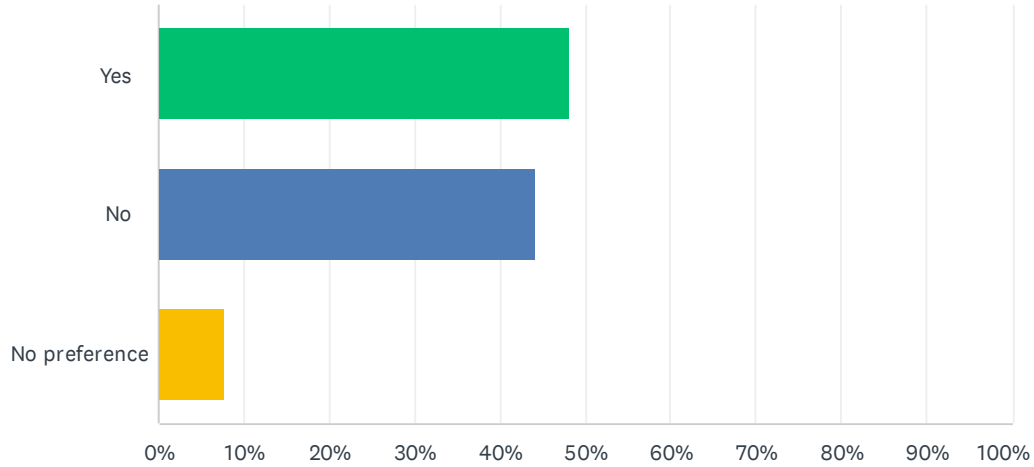
Answered: 459 Skipped: 0



ANSWER CHOICES	RESPONSES
Nicolson Avenue	41.18% 189
Forsyth Street	49.02% 225
No preference	9.80% 45
<b>TOTAL</b>	<b>459</b>

## Q5 Did you like the Pageant and Christmas Carols being held on the same date?

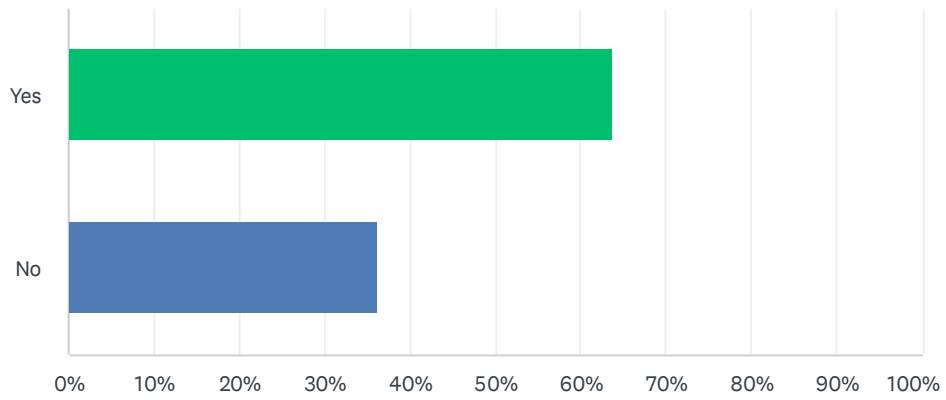
Answered: 459 Skipped: 0



ANSWER CHOICES	RESPONSES	
Yes	48.15%	221
No	44.23%	203
No preference	7.63%	35
<b>TOTAL</b>		<b>459</b>

## Q6 Central location

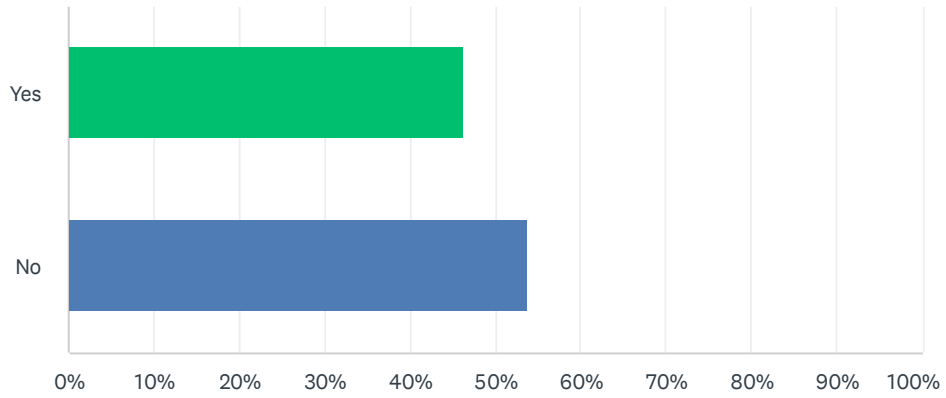
Answered: 431 Skipped: 28



ANSWER CHOICES	RESPONSES	
Yes	63.81%	275
No	36.19%	156
TOTAL		431

## Q7 Shade

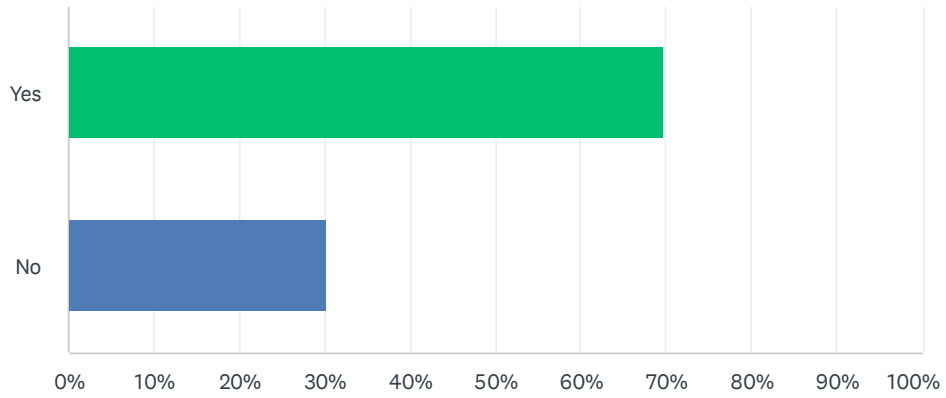
Answered: 431 Skipped: 28



ANSWER CHOICES	RESPONSES	
Yes	46.17%	199
No	53.83%	232
TOTAL		431

## Q8 Parking

Answered: 429 Skipped: 30

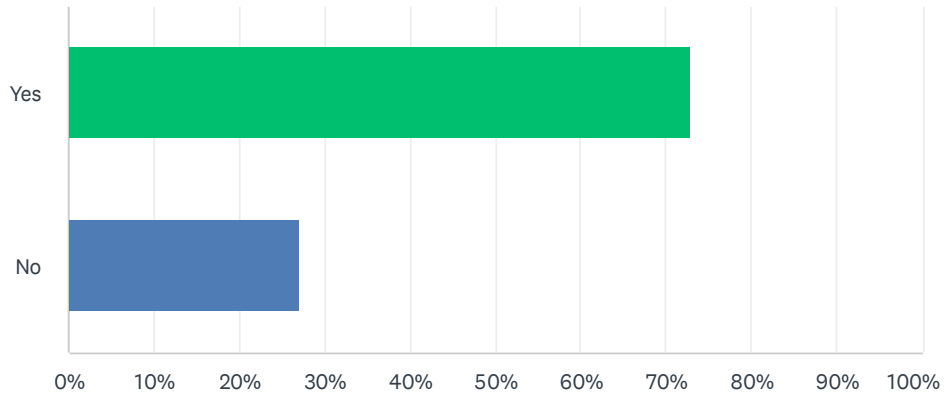


ANSWER CHOICES	RESPONSES	
Yes	69.70%	299
No	30.30%	130
TOTAL		429



## Q9 Accessibility

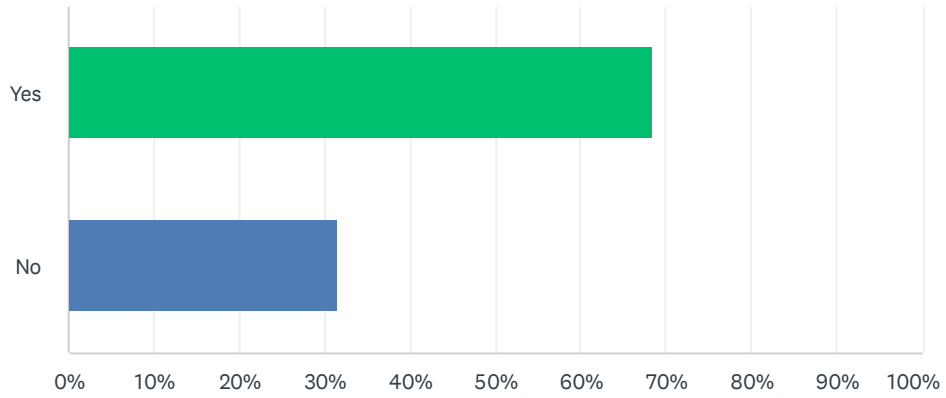
Answered: 428 Skipped: 31



ANSWER CHOICES	RESPONSES	
Yes	72.90%	312
No	27.10%	116
TOTAL		428

## Q10 Vantage points

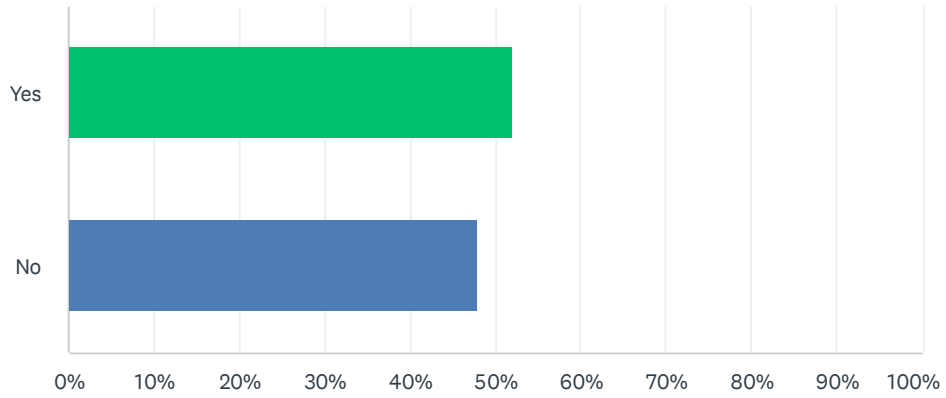
Answered: 426 Skipped: 33



ANSWER CHOICES	RESPONSES	
Yes	68.54%	292
No	31.46%	134
TOTAL		426

## Q11 Pageant floats

Answered: 425 Skipped: 34



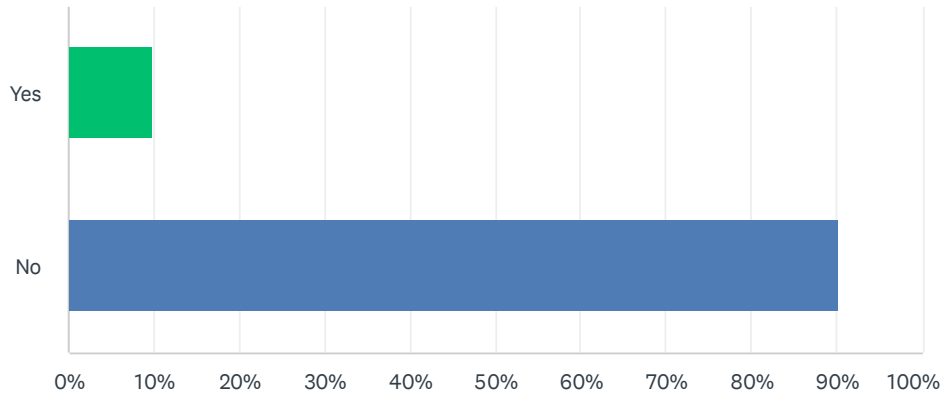
ANSWER CHOICES	RESPONSES	
Yes	52.00%	221
No	48.00%	204
TOTAL		425

## Q12 Comments:

Answered: 317   Skipped: 142

### Q13 Would you like to volunteer to help with the 2024 Christmas Pageant?

Answered: 459 Skipped: 0



ANSWER CHOICES	RESPONSES	
Yes	9.80%	45
No	90.20%	414
TOTAL		459

## Q14 If yes, please provide the following details:

Answered: 57 Skipped: 402

ANSWER CHOICES	RESPONSES	
Name:	100.00%	57
Phone:	82.46%	47
Email:	87.72%	50

## Q15 If you would like to receive regular updates from Council please enter your details below:

Answered: 48 Skipped: 411

ANSWER CHOICES	RESPONSES	
Name	97.92%	47
Email	91.67%	44